

Learning Support Programme (LSP) for English Language Briefing for Parents

30 January 2026

JUNYUAN PRIMARY SCHOOL

A PRESENTATION BY
MINISTRY OF EDUCATION, SINGAPORE

OFFICIAL (CLOSED) / NON-SENSITIVE

Outline

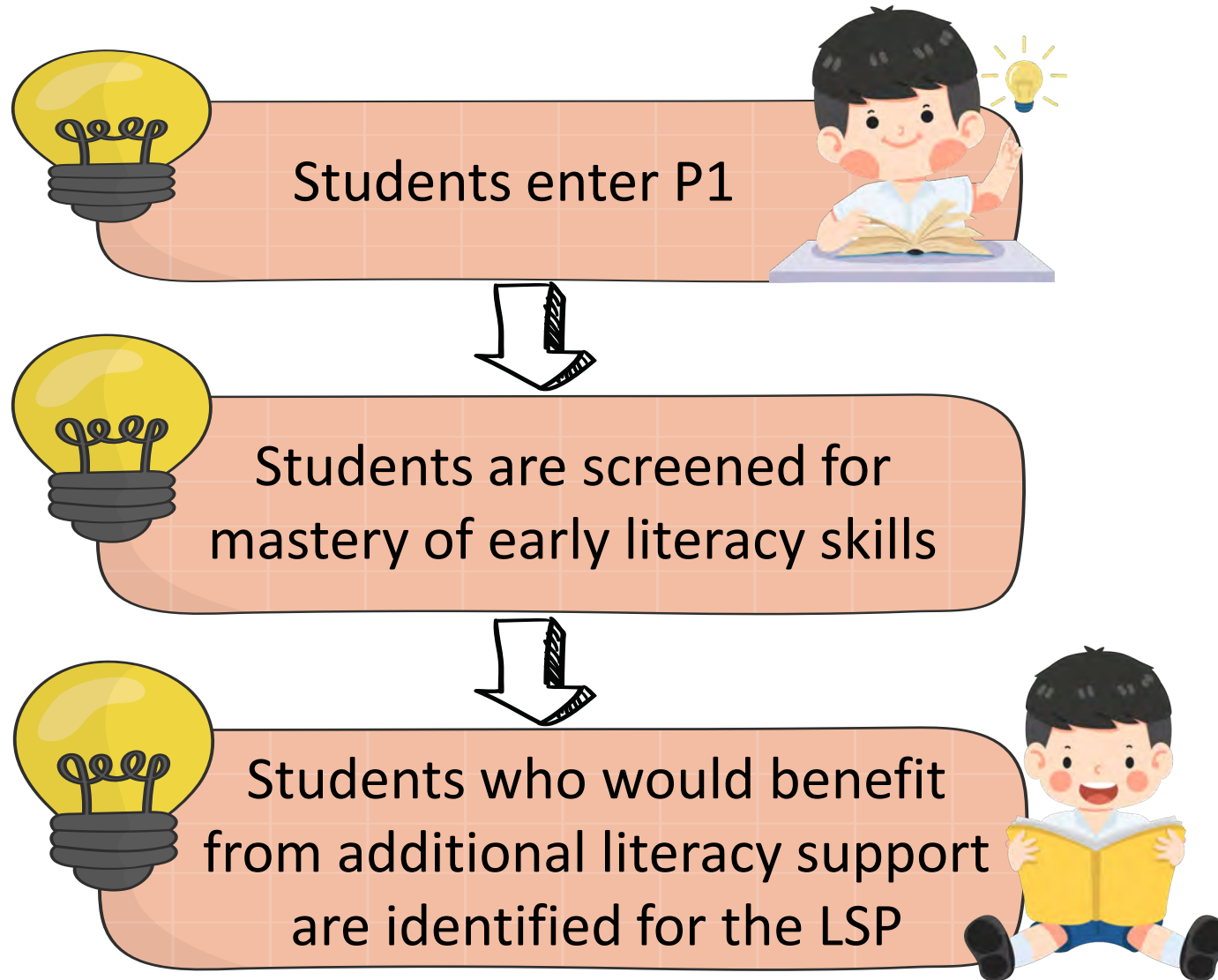
- Aim of the LSP
- Placement in the LSP
- Features of the LSP
- Benefits of the LSP
- Working together to support our children
- FAQs

Aim of the LSP

The LSP is an **early intervention programme** that aims to provide support to **students entering P1 who need additional help with the English Language.**



Placement in the LSP



Features of the LSP



**Small group
teaching**
**(8 to 10 students
per group)**



**Daily, 30 min
sessions during
EL lessons**



**Conducive
learning
environment**



**Regular
monitoring of
student progress**




**Focus on reading
and spelling
skills**




**Taught by qualified
Learning Support
Coordinators (LSCs)**


Benefits of the LSP




*Support that meets
children's needs*



*More teacher
attention*



Gain more confidence



*Greater experience
of success*



Working with You to Support Our Children

Home-School Partnership

School



Provide regular updates
on your child's progress

Share resources and
ideas for literacy learning
activities

Home




Work on your child's areas
for growth and ensure
that your child attends
school
Support your child using
the resources provided

Tips on Supporting Our Children at Home



Tips on Supporting Our Children at Home



Helping our children to...




Learn to read



Learn to write



Build good habits and skills



1. Helping Our Children Learn to Read – Building a Reading Habit

Reading

Reading is a habit that we can build in children. P1 teachers will build on basic word recognition (e.g. recognising letters of the alphabet and their corresponding sounds).


You can support by:

Cultivating a love for reading

- Take your child to the library and allow them to choose their own books.
- Read together with them.

Taking small steps

- Provide time to see sight words repeatedly. Sight words are the words that appear most frequently in our reading and writing.



1. Helping Our Children Learn to Read – Suggested Daily Activities



Reading

Take small steps to expose your child to words through daily activities.



Point out words on road signs and on public transport




Point out words on menus at mealtimes



Practise reading words at home

1. Helping Our Children Learn to Read – Tips for Selecting Books



Familiar experiences which are part of everyday lives


Simple storylines with familiar characters

Have repetitive phrases

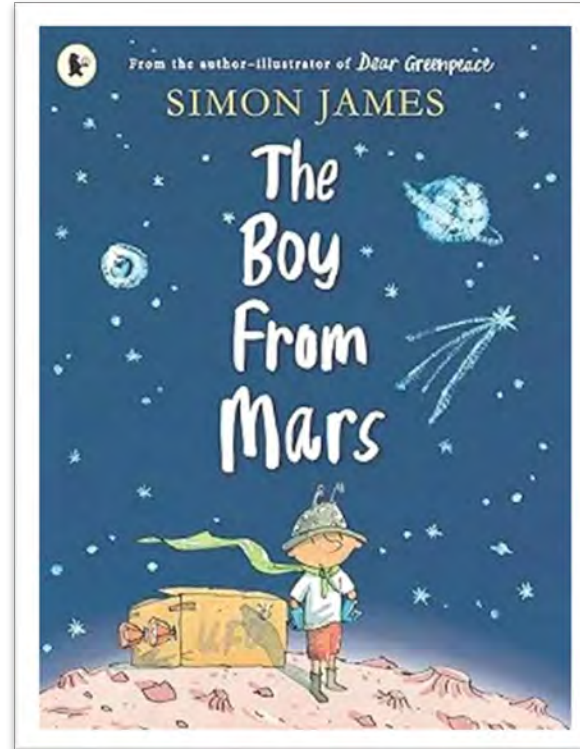
Themes on transitioning to school




1. Helping Our Children Learn to Read – More Examples of Books



Kindness and
friendship






Family and
imagination



Discovering the
joy of reading

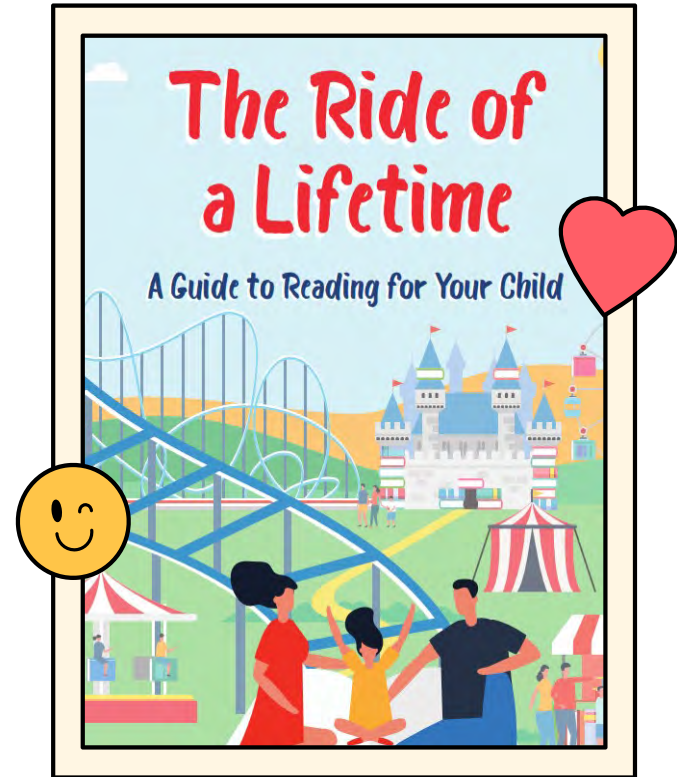
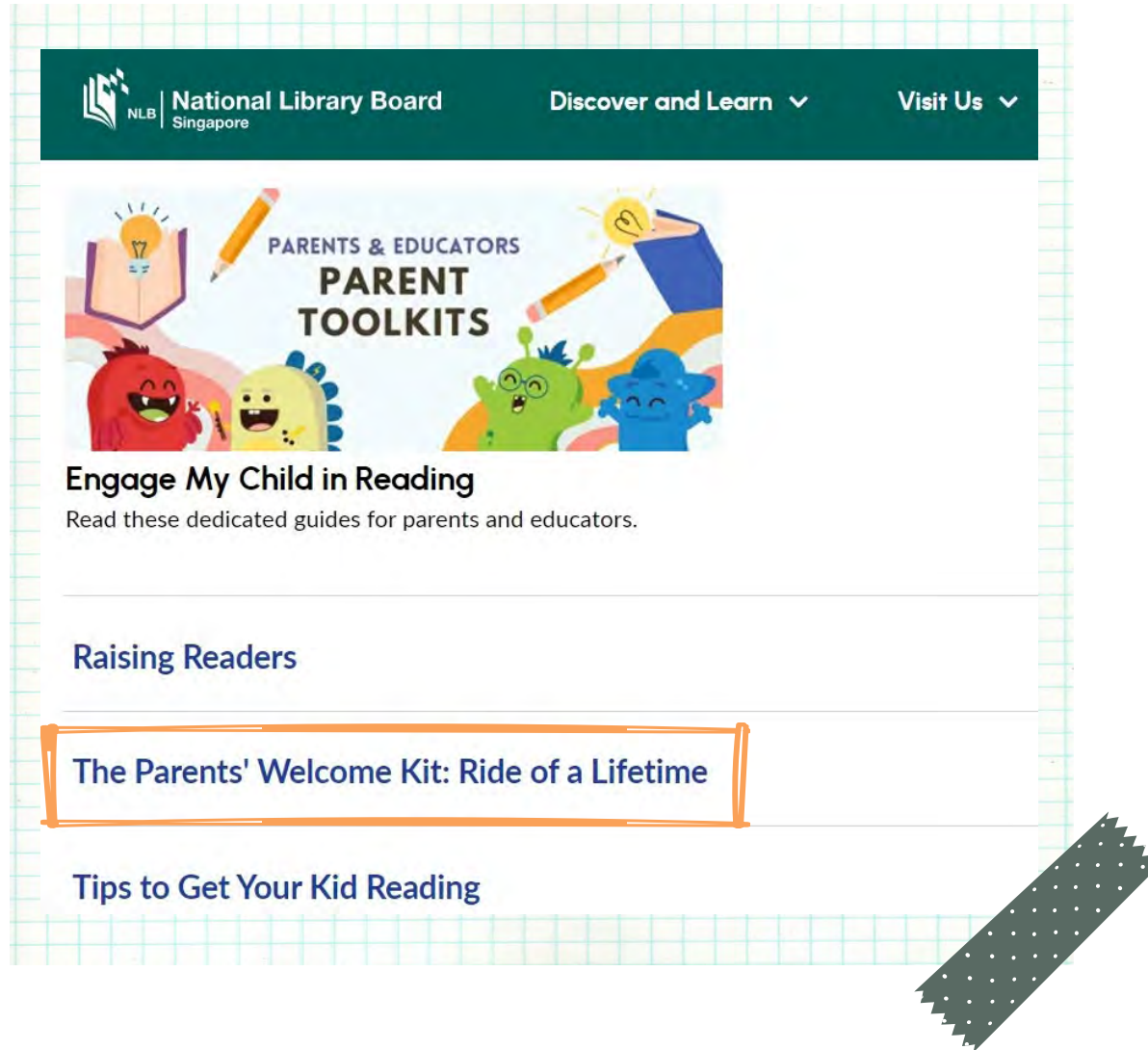
1. Helping Our Children Learn to Read – Exploring Public Libraries



How to instil a love of reading in children



1. Helping Our Children Learn to Read – Exploring Public Libraries



Starting your child's reading journey



2. Helping Our Children Learn to Write

As hand muscles take time to develop and mature, your child does not need to perfect their penmanship upon entering P1.

You can support them by:

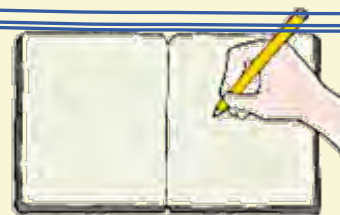
Enabling them

- Strengthen their muscles through activities like moulding dough, peeling an orange and watering plants with a spray bottle.



Taking small steps

- Practise writing and copying on a blank piece of paper first, then on a lined paper when they are ready.

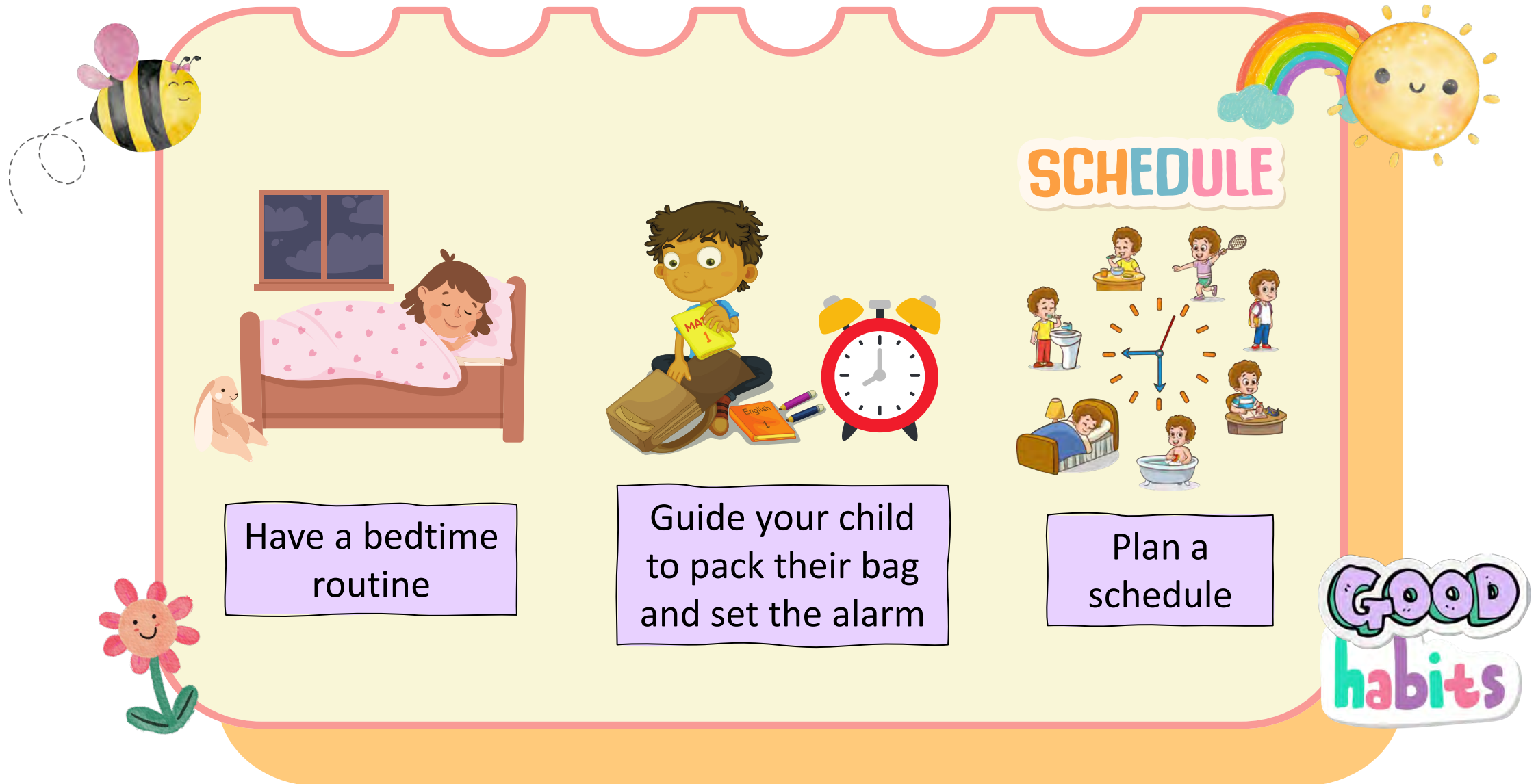


Encouraging them

- Some letters like 's' and 'g' are harder to write as they require good finger control to shape.
- Give them time and praise them as they progress.



2. Developing Good Habits and Skills – Daily Routines



3. Developing Good Habits and Skills – Using a Checklist

An Example of a Ready for School Checklist



Adobe Acrobat
Document

Back to School CHECKLIST

☒
☐
☐
☐
☐
☐
☐
☐

Homework file

Completed homework

Pencil case





Water bottle

Snack box

Pocket money

Storybook

Student handbook

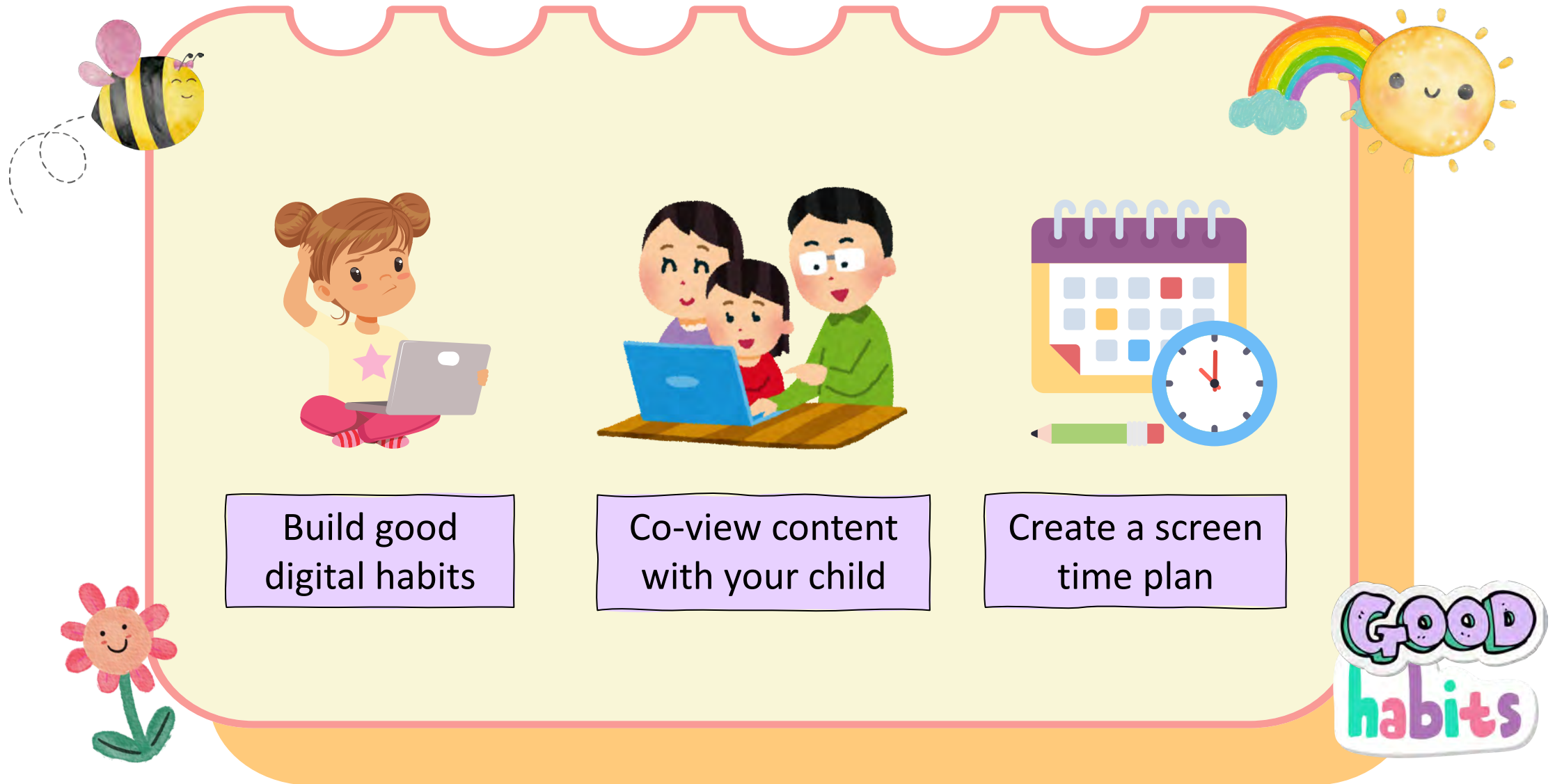
Note:


- Full school uniform with school tie every Mon
- Odd week: English storybook
- Even Week: Chinese storybook

3. Developing Good Habits and Skills – Independence and Social Skills




3. Developing Good Habits and Skills – Using Digital Devices







Build good digital habits




Co-view content with your child




Create a screen time plan



Helpful Links




MOE Parent Kit



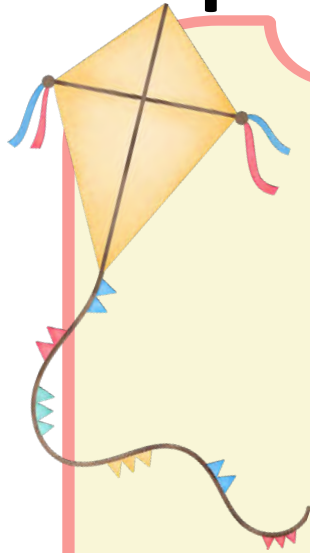
<https://go.gov.sg/moeparenttoolkit>

NLB Parent Kit



<https://go.gov.sg/nlbparenttoolkit>

More Helpful Links



NLB Suggested Books and Activities

Raising Readers for Life



<https://go.gov.sg/nlbraisingreadersforlife>

DiscoverReads



<https://go.gov.sg/nationallibraryboard-discoverreads>









Ministry of Education

SINGAPORE